

## DOHERTY 2 SECTION PLINTH

### ELECTRICALLY CONTROLLED, VARIABLE HEIGHT



#### KEY FEATURES:

- Electrically operated variable height range from 46cm to 85cm
- Easy lift gas assisted backrest and foot section
- Capable of both head down tilt and feet up positions
- Unique self levelling system when lowering plinth
- Electric handset control for height adjustment
- Maximum user weight 160kg (25 stone)
- Breathing hole and paper roll holders fitted as standard
- Twin retractable castors for ease of movement
- Distinctive Doherty style upholstery with rounded corners for hygiene and cleanliness
- Available in 12 modern colour options
- Attractive white epoxy coating with Biocote®
- Delivered fully assembled
- 3 years warranty for peace of mind (1st year parts and labour, 2 further years parts only)
- Comprehensive range of stylish accessories available
- Handset holder
- Dual sided operation
- Simple levelling for uneven floors

#### ACCESSORIES:

Doherty Plinth Side Rails (pair)  
PLA02

Doherty Plinth Knee Troughs Rails (pair)  
PLA03

Please note that to fit all accessories except the Doherty Plinth foot pedal to a Doherty 2 or 3 Section Plinth it is necessary to fit the Universal Accessory Bracket.

All accessories fit Doherty 2 and 3 section plinth

Doherty Plinth Phlebotomy Arms (pair)  
PLA04

Doherty Plinth Lithotomy Stirrups (pair)  
PLA05

Doherty Plinth Foot Pedal  
PLA06

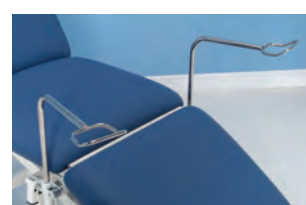
Doherty Plinth Universal Accessory Bracket (pair)  
PLA01




KNEE TROUGHS



SIDE RAILS



LITHOTOMY STIRRUPS




PHLEBOTOMY ARMS



APPLE GREEN




PEACH ORANGE



NUTMEG GREY



MINT GREEN




PIMENTO BROWN



SALMON PINK



STORM BLUE



TAN BROWN



NINIAN BLACK



ASTON GREY



FAWLEY BEIGE



NEWBURY BLUE

#### DIMENSIONS:

48cm - 86.5cm (H) x 60cm (W) x 198cm (L)

#### DOHERTY 2 SECTION PLINTH:

Product Code: PLE01/(Colour)