

Couches / Enfield Range

A new co-ordinating look from Sidhil

Create a modern and cohesive look for your surgery or treatment room.

Combine Sidhil's best-selling Enfield couch with co-ordinating Doherty equipment including:

Screen Frames

Screen Frame (White):

SCR01/WHITE

Screen Panels Only (Black):

SCRPK/Black

New high gloss, easy-clean four section panel screens (available in a choice of colours).

(See Page 148)

Howarth Trolleys

Howarth 3 Trolley:

1525/03/Black

Howarth trolleys available in a range of sizes and configurations, with sides and upstands in the same high gloss colour ranges).

(See Page 148)



Couches / Enfield Range

Enfield Couch:

COU27/White

Key Features:

Features a self locking, multi-position adjustable backrest.

Table fixed height frame of 76cm.

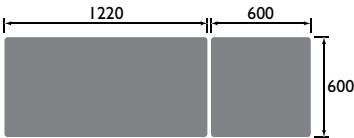
White epoxy coated finish.

Includes paper roll holder as standard.

Black upholstery only.

Maximum user weight 160kg (25st).

Height (cm)	Width (cm)	Length (cm)
76	61	185
Product Weight (kg)	32	



Couches / Winchester Fixed Height Couch / Doherty Rest Couch

Winchester Fixed Height Couch

Winchester Rest Couch:
COU90/(Colour)/1

Exceptionally robust, sturdy couch with a modern look and feel at a competitive price Extremely reliable, self locking, multi-position adjustable backrest, with unstitched, rounded upholstery corners for hygiene and cleanliness. Sculptured tube frame to ease backrest lifting, simple levelling system for uneven floors. Paper roll holder supplied as standard. Available in 12 easy to clean modern upholstery colour options. Maximum user weight 160kg (25st).

Height (cm)	Width (cm)	Length (cm)
80	70.5	184* paper roll holder "inboard"
80	70.5	194* paper roll holder "outboard"
Product Weight (kg)		40 without drawers

Doherty Rest Couch

Doherty Rest Couch:
COU100/(Colour)/1

Suitable for first aid, physiotherapy and patient consultation, the Doherty Rest Couch features a stable couch frame with a low fixed height of 46cm and a self locking, multi-position adjustable backrest. Delivered fully assembled, the couch is available in 12 easy to clean modern upholstery colour options.

Maximum user weight 160kg (25st)



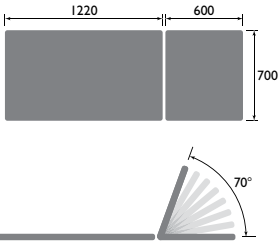
Adjustable Backrest



Lithotomy Bracket



Paper Roll Holder



Couches / Winchester Couch Drawer System

Winchester Couch Drawer Unit:

COU92/DRW

Key Features:

Designed to complement the well established Winchester Couch.

The system allows the user to select numerous combinations of the three core items.

The system comprises a drawer and shelf which can be combined to suit individual requirements.

These components are available to purchase separately and are easily fitted to the couch as required.

Attractive and durable epoxy coating.



3 single drawers and one shelf
unit arranged horizontally

	Height (cm)	Width (cm)	Depth (cm)	Weight (kg)
Drawer	13	56.5	66	11.5





Couches / Bookman & Purley Fixed Height Couches

Bookman Fixed Height Couch

Bookman Fixed Height Couch: SIGCOU1/(Colour)/1

Available in 12 easy to clean modern upholstery colour options, the Bookman Fixed Height Couch is finished in an attractive silver epoxy coating. Maximum user weight 160kg (25st).

Height (cm)	Width (cm)	Length (cm)
76	61	183
Product Weight (kg)		32



Purley Fixed Height Couch

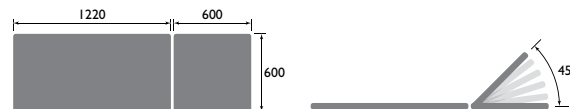
Purley Fixed Height Couch: COU31/(Colour)/1

Strong and stable couch with self locking, multi-position adjustable backrest. 5cm thick foam top for patient comfort. Paper roll holder fitted as standard (paper roll not supplied). Available in 12 easy to clean modern upholstery colour options. Maximum user weight of up to 160kg (25st).

Accessories:

Purley Couch Drawer COU96

Height (cm)	Width (cm)	Length (cm)
76	61	183
Product Weight (kg)		34



Couches /

Clarendon Couch /

Doherty Portable Couch

Clarendon Couch

Clarendon Fixed Height Couch:
SIGCOU25/(Colour)/1
Clarendon Couch With Drawers:
SIGCOU26/(Colour)/1

Strong and durable design with reliable, easy to use, self locking multi-position adjustable backrest. Solid beech wood construction with matching beech paper roll holder (roll not supplied). Unstitched rounded corners for hygiene and cleanliness. Also available with two drawers, for additional storage without the loss of extra space. Available in 12 easy to clean modern upholstery colour options.

3 year warranty (1st year parts & labour, 2nd and 3rd year parts only)

Maximum user weight 160kg (25st)

Height (cm)	Width (cm)	Length (cm)
77	60	199
Product Weight (kg)		50

Doherty Portable Couch

Doherty Portable Couch:	COU55/A3
-------------------------	----------

With a lightweight aluminium couch frame construction, the Doherty Portable couch folds to half its length and can be carried easily like a case, weighing just 14kg (without case). The backrest can be raised by 45 degrees and features a breathing hole.

Grey upholstery only, nylon carry case available.

Maximum user weight 160kg (25st)

Accessories:			
Portable Couch Nylon Carry Bag (Not pictured) 1.5kg		COU85	
	Height (cm)	Width (cm)	Length (cm)
Unfolded	74	61	183
Folded	10.6	61	91.5
Product Weight (kg)		15.5 (incl. case); 14 (without)	





Gas Lift Chair



Gas Lift Stool



Adjustable Leg / Arm Rest

Couch Accessories

Gas Lift Chair / Gas Lift Stool / Adjustable Leg / Arm Rest

An attractive range of sturdy seating and additional support products designed for use in the modern GP practice, treatment room or hospital clinic, in conjunction with our couches and plinths. All three products are available in the full range of modern, easy to clean upholstery colour options, to coordinate with the couches and plinths in the Doherty range.

Gas Lift Chair

Gas Lift Chair: **GMA58/(Colour)/1**

Featuring integral backrest with height variable from 47cm to 60cm, five star chrome base with castors for added stability and chrome foot rest ring.

Gas Lift Stool

Gas Lift Stool: **GMA57/(Colour)/1**

Height variable from 46cm to 59cm, with five star chrome base with castors for added stability and chrome foot rest ring.

Adjustable Leg / Arm Rest

Adjustable Leg / Arm Rest: **GMA31/(Colour)/1**

Suitable for phlebotomy use, variable height from 57.5cm to 93cm.



Apple Green Peach Orange Slate Grey Midnight Black Storm Blue Tan Brown



Mint Green Damson Purple Sherbet Pink Aston Grey Fawley Beige Newbury Blue

Couches, Plinths & Treatment Chairs -

Doherty Product Selector

- Key:

E

Electric

E/H

Electric or hydraulic versions
- F

Fixed
- ✓

Recommended as most appropriate solution
- O

Can be used for this purpose

	Product Code	Max/Min Height (cm)	Max length x max width (cm)	Max user weight	Height variation	Number sections	Split leg	Finish
Plinths / Variable Height Couches								
Doherty 2 Section Plinth	PLE01	85/46	193 x 61	228kg	E	2	N	Metal
Doherty 3 Section Plinth	PLE02	85/46	193 x 61	228kg	E	3	N	Metal
Doherty 2 Section Bariatric Plinth (Neuro Plinth)	PLE03	98/48	196 x 120	320kg	E	2	N	Metal
Doherty 3 Section Bariatric Plinth	PLE04	98/48	196 x 80	320kg	E	3	N	Metal
Cambourne Variable Height Couch	3010	83/46	186 x 60	160kg	H	2	N	Metal
Salisbury Variable Height Couch	COU32	85/52	185 x 61	160kg	E	2	N	Metal
Treatment Chairs								
Doherty Phlebotomy Chair	CHE03	88/49	183 x 54.5	177kg	E	3	N	Metal
Doherty Vari-Height Treatment Chair	CHE04	88/49	183 x 54.5	177kg	E	3	Y	Metal
Fixed Height Couches								
Enfield Couch	COU27	76	185 x 61	160kg	F	2		Metal
Winchester Fixed Height Couch	COU90	80	184 x 70.5	160kg	F	2		Metal
Doherty Rest Couch	COU100	46	184 x 70.5	160kg	F	2		Metal
Bookman Fixed Height Couch	SIGCOU1	76	183 x 61	160kg	F	2		Metal
Purley Fixed Height Couch	COU31	76	183 x 61	160kg	F	2		Metal
Clarendon Fixed Height Couch	SIGCOU25, 26	77	199 x 60	160kg	F	2		Wood
Doherty Portable Couch	COU55	74	183 x 61	160kg	F	2		Metal