

HAEBERLE

mobile workstations

EUROSKOP® + Mediskop®

X-ray film viewers
... quality and elegance



X-ray film viewers EUROSKOP®

Tradition demands innovation. Through decades of experience we know exactly what qualities a most modern X-ray film viewer should have. You have the choice between the following ranges of products:

Our current **EUROSKOP®- appliance series E (economic), K (comfort), L (luxury)** and **KJ** and **LJ with blinds** offer what users demand:

- elegant design
- according to relevant standards
- simple and comfortable operation
- optimal luminosity regulation and flicker-free, gentle to eyes
high frequency illumination for series K and L
- standard perlon cord
- German quality for long service life
- maintenance-friendly, hygienic surfaces
- top quality for reasonable prices



EUROSKOP® E - the **economic line** with 2 tubes in proven 50 Hz-technology, without luminosity regulation.

EUROSKOP® K-HF - the **comfort line** with 3 tubes, high frequency technology and stepless luminosity regulation. The HF-types are with wide range of luminosity regulation; max. down to 500 cd/qm

EUROSKOP® L-HF - the **luxury line** with 4 tubes, high frequency technology and stepless luminosity regulation. The HF-types are with wide range of luminosity regulation; max. down to 500 cd/qm

EUROSKOP®-model

with blinds



Luminosity and illumination:

The appliance series fulfils high demands concerning even illumination and high luminance. All models are equipped with customary daylight tubes. Special ballast resistors guarantee low heat dissipation of the X-ray film viewers. Change of tubes is very easy.

Luminosity regulation:

Stepless electronic luminosity regulation is part of models K and L.

High frequency technology:

In operating theatres and all locations where many X-ray films are viewed we recommend appliances with flicker-free high frequency technology. This is gentle to the eyes of the viewer and permits photographs of X-ray films with 3-D cameras.

Hygiene:

The EUROSKOP® X-ray film viewers have even surfaces which are resistant to disinfection agents. The appliances without blinds are designed with a groove-free front; appliances with blinds have concealed blind rails at the corner of the front panel and not as customary with a longitudinal and transverse opening within the front panel. This design fulfils the requirements on safety in regards to asepsis also in operating theatres.

Maintenance-friendliness

is important for us: all operating elements are at the front panel. The front panel can be easily removed to change tubes. Electronic connections can be separated easily due to plug-in connections.

Mounting / installation:

Mounting is very easy. No matter if the EUROSKOP® X-ray film viewers are inserted or hung up on the wall. Special clamps are delivered with the viewers which allow insertion into the wall without frame.

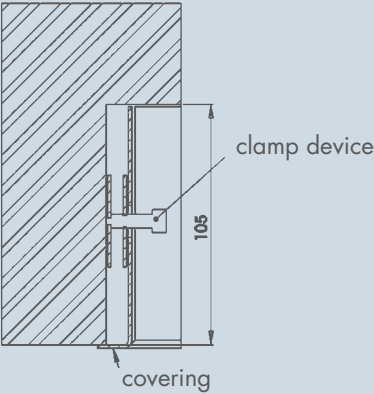
EUROSKOP®-model

with installation kit included coated angle panel



Planning information

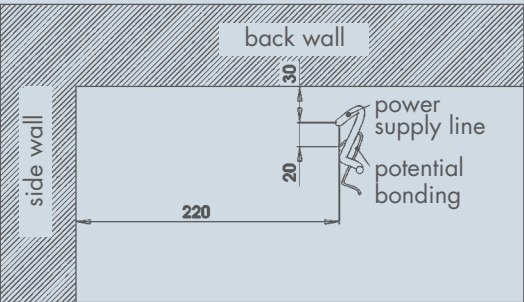
Installation drawing



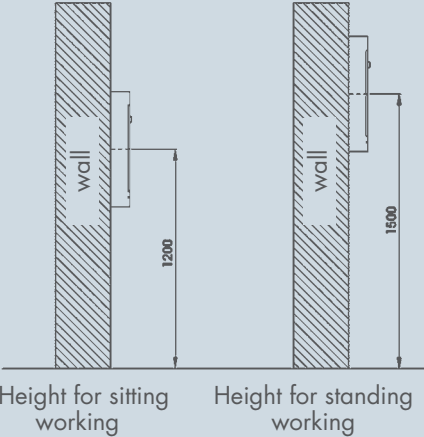
Wall niche dimensions for insertion into walls
 The appliance types are suitable for insertion into wall niches with sufficient static strength at the right side and left side of the inside niche wall with the following dimensions:

type	width (mm)	height (mm)	depth (mm)	weight (kg)
40	612 ± 2	637 ± 2	min. 105	14
80	1012 ± 2	637 ± 2	min. 105	20
105	1262 ± 2	637 ± 2	min. 105	23
120	1412 ± 2	637 ± 2	min. 105	27
140	1612 ± 2	637 ± 2	min. 105	29

Information for electrical planning




Recommended mounting height



Multicoloured look for your medical office is offered by our **Mediskop® appliance series 560** and **860** with on/off-switch or the new **560-HF** and **860-HF** with luminosity regulation and high frequency technology.

- modern design
- silver-grey aluminium housing
- front panel made of acrylic glass
- fancy edges in grey or blue colour
- even illumination
- great luminosity range
- strain-free working due to high frequency technology (HF)



edges in grey or blue colour



All appliance series are produced with most modern technologies and comply with all relevant standards.

Detailed information on the individual models can be found in the X-ray film viewers price list.

We fulfil your special requests:

- special paint-coatings (in all RAL-colours)
- special voltages

Our consultation team is at your service to answer any questions on our products.



Your medical distributor

HAEBERLE GmbH + Co. KG

Breitwiesenstr. 13

DE-70565 Stuttgart

P.O.Box 800524 . DE-70505 Stuttgart

Phone +49 (0) 711/78314-0

Fax +49 (0) 711/78314-77

Email: info@haeberle-med.de

Internet: www.haerberle-med.de